

OZARK NATIVE POLLINATOR PATCH

A native plant garden with a blueprint for success.



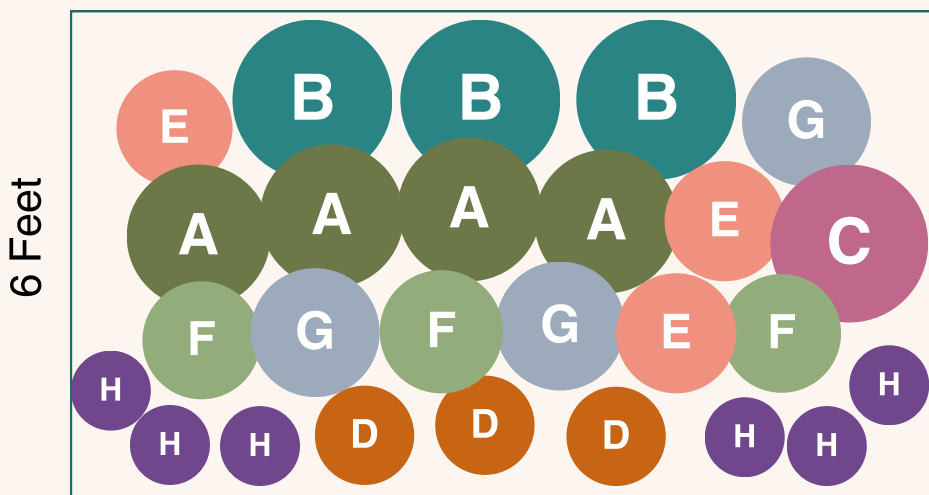
The Patch will include 25 native plant plugs that are ready to plant. Using this design can help you easily and confidently establish a garden with color Spring through Fall that benefits the local ecosystem

Included in Patch

PLANT LIST

- A** Goldenrod (3)
Solidago rugosa
- B** Smooth Aster (3)
Aster laevis
- C** Mountain Mint (1)
Pycnanthemum muticum
- D** Lanceleaf Coreopsis (3)
Coreopsis lanceolata
- E** Beardtongue (3)
Penstemon digitalis
- F** Black-Eyed Susan (3)
Rudbeckia fulgida
- G** Purple Coneflower (3)
Echinacea purpurea
- H** Purple Lovegrass (6)
Eragrostis spectabilis



GARDEN DESIGN



10 Feet

PATCH SITE REQUIREMENTS

- Full Sun
- Average Ozark Soil, heavy clay should be amended.
- 6 feet by 10 feet area or equivalent



MAINTENANCE AND CARE

- You'll want to plant this garden in a sunny location that receives 6-8 hours of sun a day.
- Remove existing vegetation such as sod or weeds. Scan the QR code for tips to achieve this.
- Be prepared to water the plants as they get established through the first summer and in future drought seasons.
- Drought tolerant once established.
- These perennials will grow larger over a 2-3 year period and can be divided to expand your Ozark Native Pollinator Patch over the years!
- The Patch planting area should be mulched with 2-3 inches of organic material such as wood chips or shredded leaves for the first year.



REGISTER YOUR GARDEN

Did you know you can add your garden to the Homegrown National Park Biodiversity Map and see how many other people are planting gardens to support native pollinators and wildlife?

Visit Homegrown National Park at www.homegrownnationalpark.org/map create an account and add your garden!

WATCH AND LEARN MORE

Here are some tips to help you get started!

